

**2023 Annual FFA/Agriculture Education Report.
Delaware FFA State Association - Page 1**

AFNR Pathways

Pathway Name	Program Count	Program %	Student Count	Student %
Agribusiness Systems	0	0.00%	60	0.36%
Animal Systems	0	0.00%	3,313	20.12%
Biotechnology Systems	0	0.00%	428	2.60%
Environmental Service Systems	0	0.00%	316	1.92%
Food Products and Processing Systems	0	0.00%	341	2.07%
Natural Resource Systems	0	0.00%	311	1.89%
Plant Systems	0	0.00%	2,011	12.21%
Power, Structural and Technical Systems	0	0.00%	1,561	9.48%
Cluster Skills	0	0.00%	8,126	49.35%
Multiple Pathways	0	0.00%	0	0.00%
Total	0	0.00%	16,467	100.00%
# of Programs Reporting	0			

SAE

	# of Students
Ag Ed Students with SAE	2,604

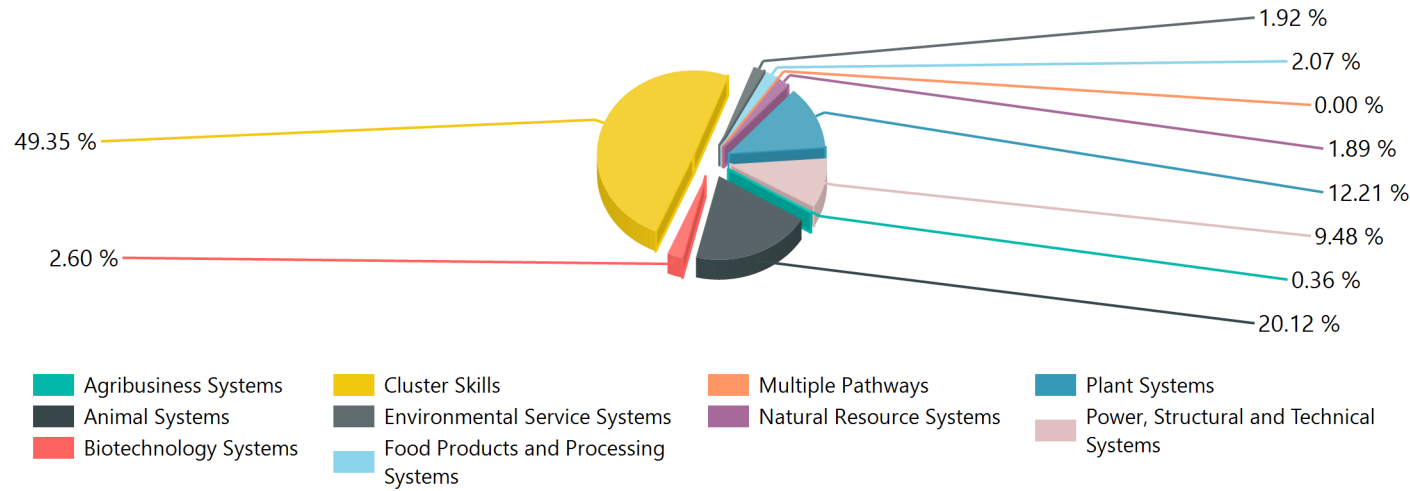
Teachers

	# of Teachers
Ag Ed Teachers in Local Programs	81

2023 Annual FFA/Agricultural Education Report.

Delaware FFA State Association - Page 2

AFNR Pathways by Student Count



AFNR Pathways by Program Count



2023 Annual FFA/Agriculture Education Report.

Delaware FFA State Association - Page 3

Courses

Course Name	Program Count	Program %	Student Count	Student %
Agribusiness Systems	0	0.00%	60	0.36%
Animal Systems	0	0.00%	3,313	20.12%
Biotechnology Systems	0	0.00%	428	2.60%
Cluster Skills	0	0.00%	8,126	49.35%
Environmental Service Systems	0	0.00%	316	1.92%
Food Products and Processing Systems	0	0.00%	341	2.07%
Multiple Pathways	0	0.00%	0	0.00%
Natural Resource Systems	0	0.00%	311	1.89%
Plant Systems	0	0.00%	2,011	12.21%
Power, Structural and Technical Systems	0	0.00%	1,561	9.48%
Total	0	0.00%	16,467	100.00%

2023 Annual FFA/Agriculture Education Report.

Delaware FFA State Association - Page 4

Enrollment

Grade/Gender	Grade 7	Grade 8	Grade 9	Grade 10	Grade 11	Grade 12	Post	Total	% by Gender
Male	2,332	2,007	1,278	1,134	829	651	0	8,231	54.76%
Female	1,972	1,723	1,071	843	697	494	0	6,800	45.24%
Undisclosed	0	0	0	0	0	0	0	0	0.00%
Nonbinary	0	0	0	0	0	0	0	0	0.00%
Total	4,304	3,730	2,349	1,977	1,526	1,145	0	15,031	
% by Grade	28.63%	24.82%	15.63%	13.15%	10.15%	7.62%	0.00%		

Race/Ethnicity	Student Count	Student %
American Indian, Alaska Native	62	0.41%
Asian	370	2.46%
Black, Non-Hispanic	3,922	26.09%
Hawaiian, Pacific Islander	27	0.18%
Hispanic or Latino, of any race	3,279	21.81%
White, Non-Hispanic	6,658	44.30%
Other, Two or More	713	4.74%
Undisclosed	0	0.00%
Total	15,031	100.00%


15,031

This number represents your total number of unduplicated students

2023 Annual FFA/Agricultural Education Report.

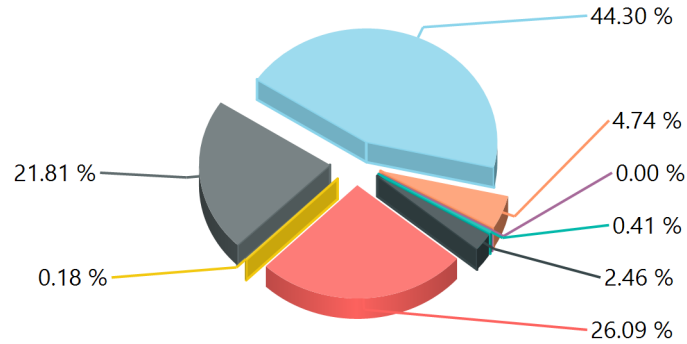
Delaware FFA State Association - Page 5

Student Enrollment by Gender



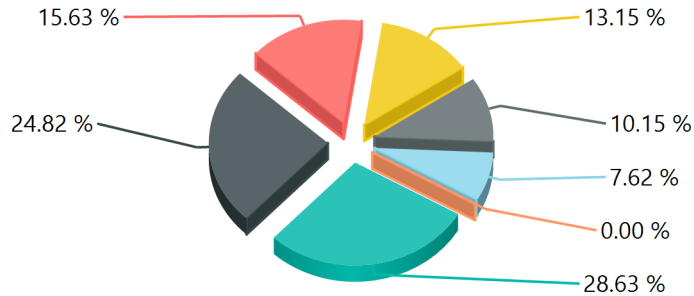
Female Male Nonbinary Undisclosed

Student Enrollment by Race/Ethnicity



American Indian, Alaska Native Asian Hispanic or Latino, of any race White, Non-Hispanic Other, Two or More Undisclosed
 Black, Non-Hispanic Hawaiian, Pacific Islander

Student Enrollment by Grade



07 08 09 10 11 12 Post Secondary

2023 Annual FFA/Agriculture Education Report.

Delaware FFA State Association - Page 6

Leadership

Training	# of Members		# of Chapters	
		State		State
Leadership Training	0	80	0	8
Leadership Camp	0	120	0	12

Convention	Recipients/Attendees
State FFA Degree Receptient	55
State FFA Convention Attendance	600

2023 Annual FFA/Agriculture Education Report.

Delaware FFA State Association - Page 7

Career Development Events (CDE)

CDE Event Area	Local		State		Total	
	Student #	Chapter #	Student #	Chapter #	Student #	Chapter #
Agricultural Communications	0	0	4	1	4	1
Agricultural Sales	0	0	40	10	40	10
Agricultural Technology & Mechanical Systems	0	0	20	5	20	5
Agronomy	0	0	0	0	0	0
Dairy Cattle Management & Evaluation	0	0	16	4	16	4
Environmental & Natural Resources	0	0	16	4	16	4
Farm & Agribusiness Management	0	0	20	5	20	5
Floriculture	0	0	36	9	36	9
Food Science & Technology	0	0	20	5	20	5
Forestry	0	0	20	5	20	5
Horse Evaluation	0	0	36	9	36	9
Livestock Evaluation	0	0	20	5	20	5
Marketing Plan	0	0	9	3	9	3
Meats Evaluation & Technology	0	0	20	5	20	5
Milk Quality and Products	0	0	35	7	35	7
Nursery/Landscape	0	0	36	9	36	9
Opening & Closing Ceremonies	0	0	120	20	120	20
Poultry Evaluation	0	0	20	5	20	5
Tractor Driving	0	0	13	8	13	8
Veterinary Science	0	0	35	7	35	7
Total	0	0	536	126	536	126

2023 Annual FFA/Agriculture Education Report.

Delaware FFA State Association - Page 8

Leadership Development Events (LDE)

LDE Event Area	Local		State		Total	
	Student #	Chapter #	Student #	Chapter #	Student #	Chapter #
Agricultural Issues Forum	0	0	12	2	12	2
Conduct of Chapter Meetings	0	0	42	6	42	6
Creed Speaking	0	0	30	16	30	16
Employment Skills	0	0	11	5	11	5
Extemporaneous Public Speaking	0	0	18	12	18	12
Parliamentary Procedure	0	0	18	3	18	3
Prepared Public Speaking	0	0	20	8	20	8
Total	0	0	151	52	151	52

2023 Annual FFA/Agriculture Education Report.

Delaware FFA State Association - Page 9

Proficiency Awards

Award Area	Local		State		Total	
	Student #	Chapter #	Student #	Chapter #	Student #	Chapter #
Agricultural Communications Entrepreneurship/Placement	0	0	0	0	0	0
Agricultural Education Entrepreneurship/Placement	0	0	0	0	0	0
Agricultural Mechanics Design & Fabrication	0	0	0	0	0	0
Agricultural Mechanics Repair & Maintenance Entrepreneurship	0	0	0	0	0	0
Agricultural Mechanics Repair & Maintenance Placement	0	0	1	1	1	1
Agricultural Processing Entrepreneurship/Placement	0	0	0	0	0	0
Agricultural Sales Entrepreneurship	0	0	0	0	0	0
Agricultural Sales Placement	0	0	1	1	1	1
Agricultural Services Entrepreneurship/Placement	0	0	1	1	1	1
Agriscience Research—Animal Systems	0	0	0	0	0	0
Agriscience Research—Integrated Systems	0	0	0	0	0	0
Agriscience Research—Plant Systems	0	0	0	0	0	0
Beef Production Entrepreneurship	0	0	1	1	1	1
Beef Production Placement	0	0	1	1	1	1
Dairy Production Entrepreneurship	0	0	0	0	0	0
Dairy Production Placement	0	0	3	3	3	3
Diversified Agricultural Production Entrepreneurship/Placement	0	0	0	0	0	0
Diversified Crop Production Entrepreneurship	0	0	0	0	0	0
Diversified Crop Production Placement	0	0	0	0	0	0
Diversified Horticulture Entrepreneurship/Placement	0	0	1	1	1	1
Diversified Livestock Entrepreneurship/Placement	0	0	0	0	0	0
Environmental Science & Natural Resources Entrepreneurship/Placement	0	0	0	0	0	0
Equine Science Entrepreneurship	0	0	1	1	1	1
Equine Science Placement	0	0	3	3	3	3
Fiber and/or Oil Crop Production Entrepreneurship/Placement	0	0	0	0	0	0
Forage Production Entrepreneurship/Placement	0	0	1	1	1	1
Forest Management & Products Entrepreneurship/Placement	0	0	0	0	0	0
Fruit Production Entrepreneurship/Placement	0	0	0	0	0	0
Goat Production Entrepreneurship/Placement	0	0	2	2	2	2
Grain Production Entrepreneurship/Placement	0	0	0	0	0	0
Landscape Management Entrepreneurship/Placement	0	0	0	0	0	0
Nursery Operations Entrepreneurship/Placement	0	0	0	0	0	0

2023 Annual FFA/Agriculture Education Report.

Delaware FFA State Association - Page 10

Outdoor Recreation Entrepreneurship/Placement	0	0	0	0	0	0
Poultry Production Entrepreneurship/Placement	0	0	1	1	1	1
Service Learning Entrepreneurship/Placement	0	0	0	0	0	0
Sheep Production Entrepreneurship/Placement	0	0	1	1	1	1
Small Animal Production & Care Entrepreneurship/Placement	0	0	1	1	1	1
Specialty Animal Production Entrepreneurship/Placement	0	0	0	0	0	0
Specialty Crop Production Entrepreneurship/Placement	0	0	1	1	1	1
Swine Production Entrepreneurship	0	0	0	0	0	0
Swine Production Placement	0	0	0	0	0	0
Turf Grass Management Entrepreneurship/Placement	0	0	0	0	0	0
Vegetable Production Entrepreneurship/Placement	0	0	0	0	0	0
Veterinary Science - Entrepreneurship/Placement	0	0	0	0	0	0
Wildlife Production & Management Entrepreneurship/Placement	0	0	1	1	1	1
Total	0	0	21	21	21	21

2023 Annual FFA/Agriculture Education Report.

Delaware FFA State Association - Page 11

Agriscience Fair Events

Event Area	Local		State		Total	
	Student #	Chapter #	Student #	Chapter #	Student #	Chapter #
Animal Systems: Division 1	0	0	0	0	0	0
Animal Systems: Division 2	0	0	0	0	0	0
Animal Systems: Division 3	0	0	0	0	0	0
Animal Systems: Division 4	0	0	0	0	0	0
Animal Systems: Division 5	0	0	0	0	0	0
Animal Systems: Division 6	0	0	0	0	0	0
Environmental Services/Natural Resource Systems: Division 1	0	0	0	0	0	0
Environmental Services/Natural Resource Systems: Division 2	0	0	0	0	0	0
Environmental Services/Natural Resource Systems: Division 3	0	0	0	0	0	0
Environmental Services/Natural Resource Systems: Division 4	0	0	0	0	0	0
Environmental Services/Natural Resource Systems: Division 5	0	0	0	0	0	0
Environmental Services/Natural Resource Systems: Division 6	0	0	0	0	0	0
Food Products & Processing Systems: Division 1	0	0	1	1	1	1
Food Products & Processing Systems: Division 2	0	0	0	0	0	0
Food Products & Processing Systems: Division 3	0	0	0	0	0	0
Food Products & Processing Systems: Division 4	0	0	0	0	0	0
Food Products & Processing Systems: Division 5	0	0	0	0	0	0
Food Products & Processing Systems: Division 6	0	0	2	1	2	1
Plant Systems: Division 1	0	0	0	0	0	0
Plant Systems: Division 2	0	0	0	0	0	0
Plant Systems: Division 3	0	0	1	1	1	1
Plant Systems: Division 4	0	0	0	0	0	0
Plant Systems: Division 5	0	0	1	1	1	1
Plant Systems: Division 6	0	0	0	0	0	0
Power, Structural & Technical Systems: Division 1	0	0	0	0	0	0
Power, Structural & Technical Systems: Division 2	0	0	0	0	0	0
Power, Structural & Technical Systems: Division 3	0	0	1	1	1	1
Power, Structural & Technical Systems: Division 4	0	0	0	0	0	0
Power, Structural & Technical Systems: Division 5	0	0	0	0	0	0
Power, Structural & Technical Systems: Division 6	0	0	0	0	0	0
Social Science: Division 1	0	0	0	0	0	0
Social Science: Division 2	0	0	0	0	0	0

2023 Annual FFA/Agriculture Education Report.

Delaware FFA State Association - Page 12

Social Science: Division 3	0	0	1	1	1	1
Social Science: Division 4	0	0	2	1	2	1
Social Science: Division 5	0	0	1	1	1	1
Social Science: Division 6	0	0	2	1	2	1
Total	0	0	12	9	12	9

2023 Annual FFA/Agriculture Education Report.

Delaware FFA State Association - Page 13

National Chapter Award Program

Award	# of Chapters
State Superior Chapter Award	4
National Gold Award	3
National Silver Award	1
National Bronze Award	0